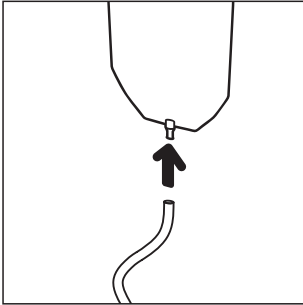


POCKET BATH

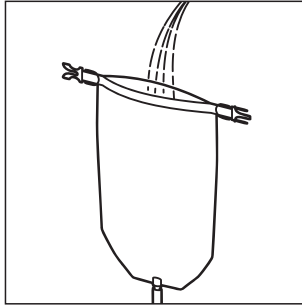
click valve shower head
PBSCV-NB-EN



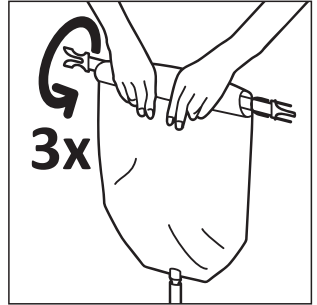
USER MANUAL



- 1** Connect the valve and the bag with a transparent tube.



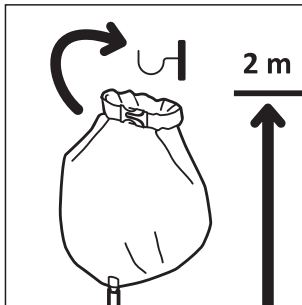
- 2** Slightly open the top and pour water inside.



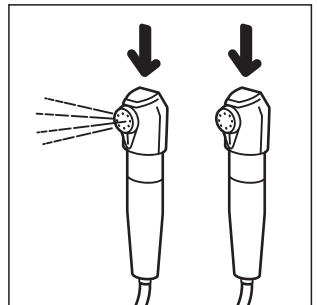
- 3** Twist the top of the bag three times.



- 4** Fasten the clips at the ends of the strap.



- 5** Place the water bag at a height of about 2 meters.



- 6** To activate the water flow, press the showerhead from the top; pressing it again stops the water.